

| | |
|--------------------------------|--|
| Product name | Gas Grade Oversite Membrane |
| Dimensions – supplied in rolls | 30sq metre rolls: 28.6 x 1.05m |
| Weight | 1.2Kg/m ² |
| Thickness | 1.0mm |
| Tensile strength | 230N |
| Puncture resistance | N 250 (ASTM E154) |
| Elongation | 50% |
| Jointing method | Lap + integrity seal tape |
| Moisture vapour transmission | <0.1gm ² 24hr ⁻¹ |
| Methane/Radon Permeability | <0.03ml/m ² /day/atmos |

Use

There are two options from which to choose to provide the requisite damp and gas protection to the oversite. To provide protection across the oversite.

Solution

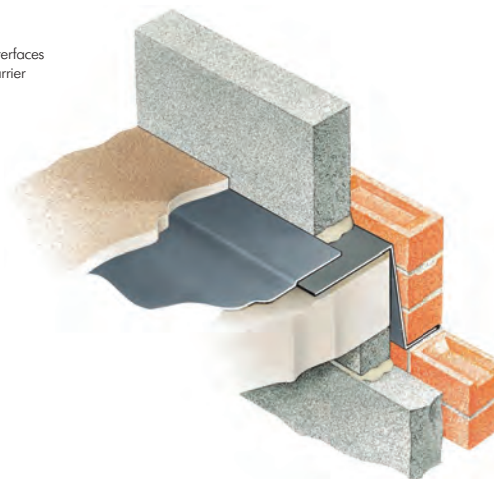
Type N Site-sealer Membrane may be used with conventional concrete ground-bearing slabs and suspended slab oversite construction. Type N is multi-layered membrane consisting of cross-orientated polythene laminated to a bitumen base layer with an aluminium primary sheet sandwiched between. It offers excellent performance with exceedingly low gas permeability. It is supplied in rolls on a carrier paper that upon removal exposes a self-adhesive edge strip. This permits the barrier to be applied to suitably prepared surfaces and for the adjoining widths to adhere to form a continuous presence.

OVERSITE MEMBRANES

Option 1: Type N Site-sealer Membrane

- Combined water and gas protection
- Integrates with cavity barrier
- Integral self-adhesive edge
- Reinforced
- Radon and methane gas resistant

Membrane interfaces
with Cavity Barrier



Bill of Quantity / Specification Wording

D21 - Clause 350 Gas Retardant Membrane - J40 Flexible sheet waterproofing / damp proofing.

Manufacturer: Cavity Trays Ltd, Yeovil Somerset BA22 8HU Tel: 01935 474769

Type N Site-sealer Membrane to oversite laid to manufacturers instructions with continuous integration with adjacent barriers.

| | |
|--------------------------------|---|
| Product name | Footprint Oversight Membrane - Loose Laid |
| Dimensions – supplied in rolls | 25 x 2m and 25 x 4m |
| Weight | 410gm ⁻² |
| Thickness | 0.4mm |
| Tensile strength | 750N/50mm |
| Tear Resistance | ≤400N |
| Elongation | 15-30% |
| Joining method | Lap + integrity seal tape |
| Moisture vapour transmission | ≥1024MNsg ⁻¹ |
| Radon Permeability | ≤10x10102 ⁻¹² m ² s ⁻¹ |

Use

To provide protection across the oversite against rising damp and rising gas.

Solution

Footprint Oversight Membrane is supplied in rolls and may be used loose laid with ground-supported or suspended slabs. Where medium to high concentrations of radon gas are experienced, Footprint membrane can function as a water and gas resistant oversite barrier. It may also be used where methane or carbon dioxide are present.

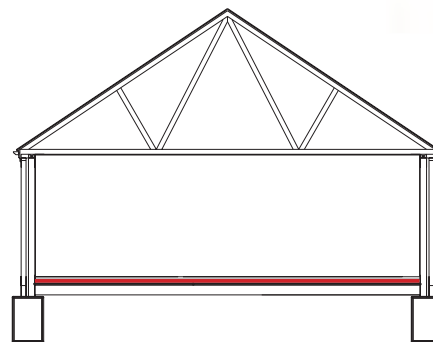

Footprint Membrane is multi-layered incorporating LDPE with polyester reinforcing and an aluminium foil skin. It has low gas permeability.

OVERSITE MEMBRANES

Option 2: Type LLRB Loose Laid Radon Barrier

- Combined water and gas protection
- Integrates with cavity barrier
- Radon, methane and carbon dioxide resistant

Inboard Projection of barrier interfaces with oversite membrane



Membrane level will vary depending on flooring construction

Bill of Quantity / Specification Wording

D21 -Clause 350 Gas Retardant Membrane -J40 loose laid polythene gas retardant / damp proofing

Manufacturer: Cavity Trays Ltd, Yeovil Somerset BA22 8HU Tel: 01935 474769

Type LLRB Loose Laid Radon Barrier to oversite laid to manufacturers instructions with continuous and integration with adjacent barriers.